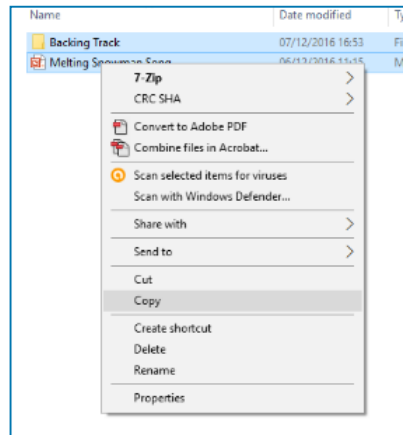
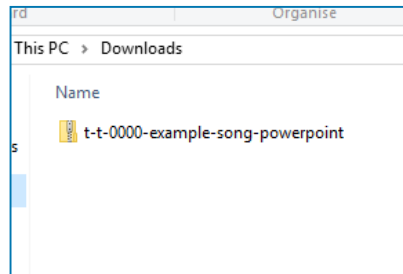
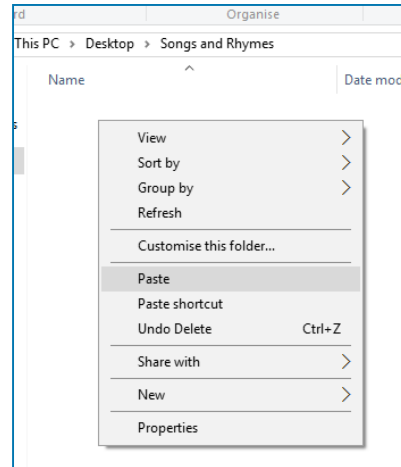


Guidance for Video/Audio in PowerPoints

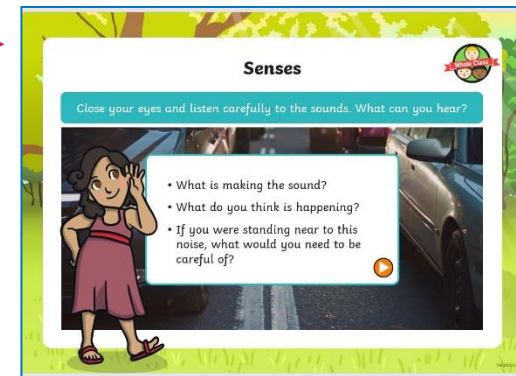
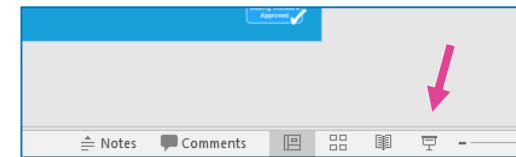
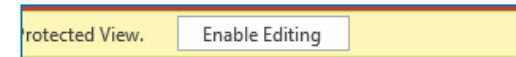
1. Open the folder and copy all the files.



2. Paste the copied files into a new folder.



3. Open the PowerPoint file, enable editing and enter presentation mode (start the slide show). Go to slide 8 and press the play button to hear the sounds.



Please note the embedded audio may not be compatible with early versions of PowerPoint.



Science

Animals Including Humans

Animals Including Humans



Senses



Meet Quizby!

Can you spot me in the
Lesson Presentation?

The questions that appear will help you to think about the key learning throughout the lesson.



Aim

- To name the five senses and to perform simple tests to find out more about them.


Success Criteria

- I can name the five senses.
- I can identify which part of the body is used for each sense.
- I can perform simple tests to answer questions about my senses.



Remember It

Can you name all the body parts before the two minute timer runs out?



Start

Senses



Look at the picture carefully. What do you see?

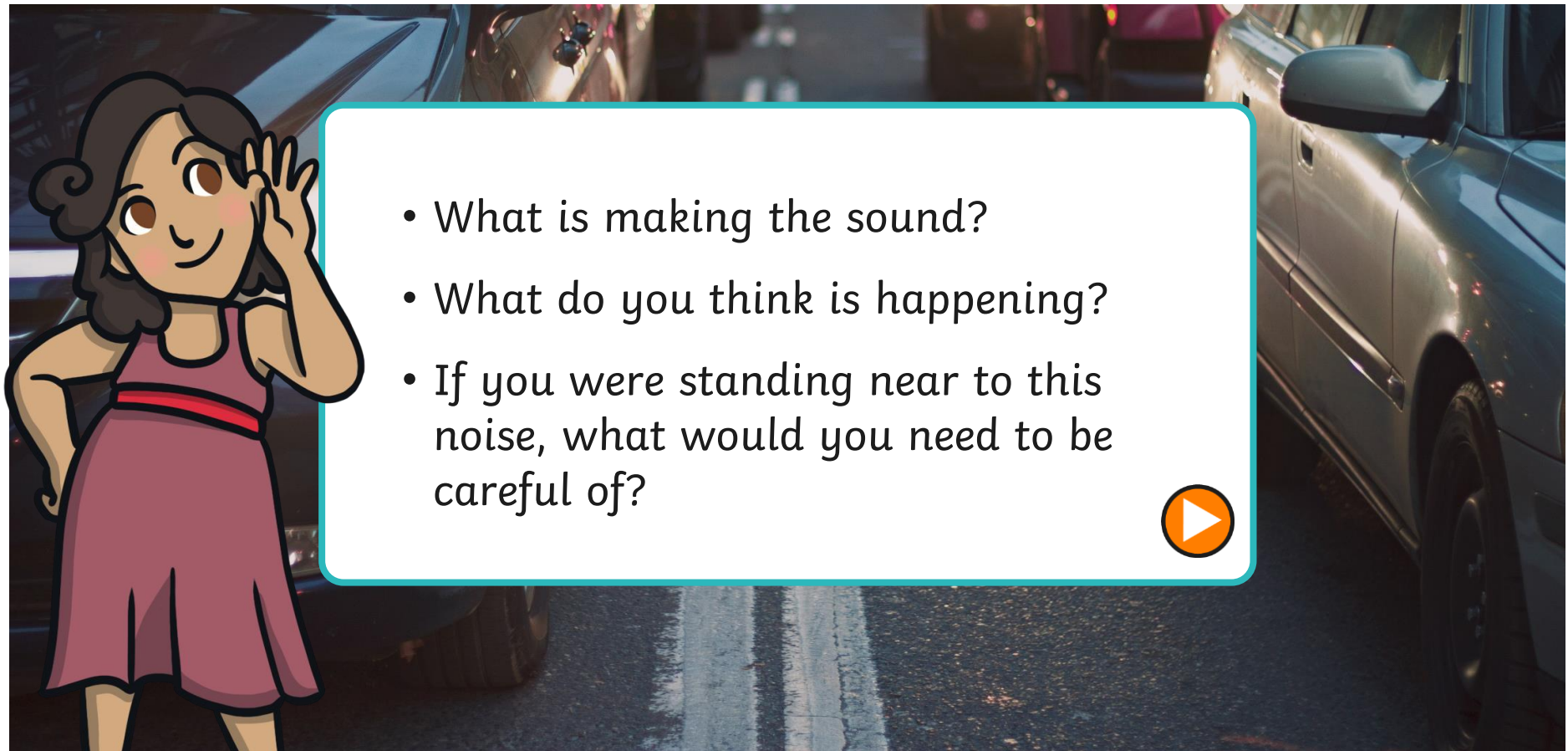
- Which child is wearing the red top?
- What is happening to the girl's ice cream?
- What is the dog doing?



Senses



Close your eyes and listen carefully to the sounds. What can you hear?



- What is making the sound?
- What do you think is happening?
- If you were standing near to this noise, what would you need to be careful of?





Senses

You have just used two of your senses: sight and hearing.

Humans have five senses:

sight



hearing




smell



touch



taste



Our senses help us to understand the world. They also help to keep us safe.

Let's find out more about each sense.

Using Your Senses



Use your sense of sight to look carefully at these teddies. Talk to your partner about which teddy you think is the softest.



X Which of your senses could you use to find out which teddy is the softest?



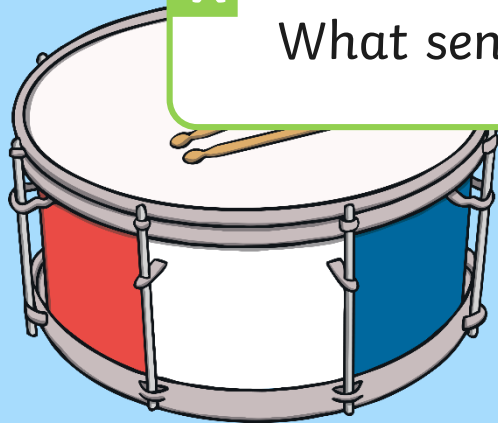


Using Your Senses

I have some instruments.

X


What senses will you use to listen to these?



drum



tambourine




triangle

Close your eyes and listen carefully while your teacher plays the instruments. Can you guess what instrument is being played from the sound that it makes?

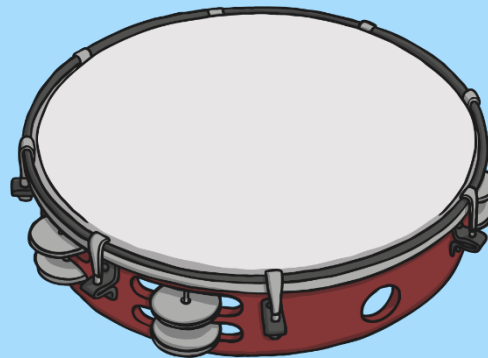


Using Your Senses

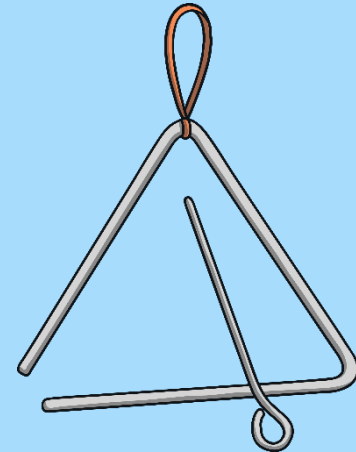
Which one of the instruments do you think can play the loudest?



drum



tambourine



triangle

X

How can I test which of these instruments will play the loudest?



Testing Your Senses



You are going to use your senses to do some tests.

You will do some tests for each of the senses.

We will work on the tests about our sense of hearing together and then you will work in groups on the other senses.

Before you start any tests, you must talk about the questions on Sheet 1 for each sense on the **Senses Activity Sheet**.

Hearing Test 1

To name the five senses and to perform simple tests to find out more about them.



Questions to Discuss

You will be testing what it would be like without your sense of hearing. With your group, discuss these questions.

Which instrument do think will be the quietest? Why?



Which is louder, a tambourine or the maracas? Why?



Testing Your Senses



Hearing Test 1

To name the five senses and to perform simple tests to find out more about them.

Questions to Discuss

You will be testing what it would be like without your sense of hearing. With your group, discuss these questions.

Which instrument do think will be the quietest? Why?



Which is louder, a tambourine or the maracas? Why?




When you work on the tests for each of the senses, you should talk about the questions on Sheet 1 with your group before you start to do the tests.

You need to say what you think will happen. You don't need to write anything down.

Testing Your Senses



Now we have talked about what we think will happen, let's do an example together. Let's test this question: Which is louder, a **tambourine** or the **maracas**?




We have already made a prediction so now we can test our ideas. How can we find out which is actually the loudest?

Testing Your Senses



That's right! I can play each one.



How do I make sure that the test is fair? Would it be fair if I shook the tambourine harder than the maracas?

I must shake them equally.

Which one was the loudest?

X Did your test help you to answer the question?



Testing Your Senses



When you have carried out the tests, talk to your group about what you found out.

Sheet 2 is for when you have finished the tests.

Sheet 2 is where you write down what you found out.

One person in your group should write down on the sheet what you found out.

Hearing Test 2


Questions to Answer

Talk about what you found out. One member of your group should write down the answers on this sheet.



Which instrument was quietest?

Which was loudest, the tambourine or the maracas?



Carrying Out Tests

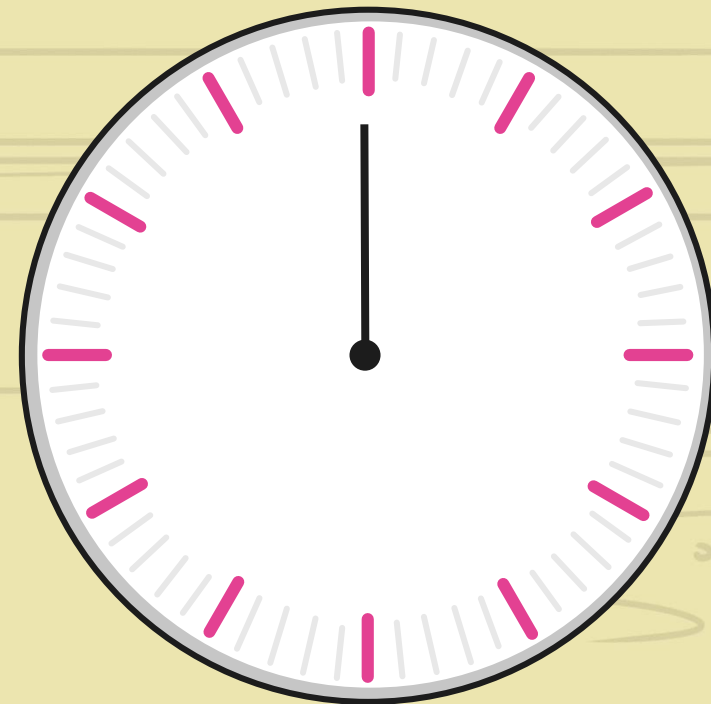


We have looked at hearing together. You are going to work in groups to carry out tests about the other four senses.

You will have 10 minutes to work on each of the senses.

Remember to talk about the questions on Sheet 1 before you start the tests every time.

Time's up!




Start

What Did We Find Out?



Let's look at some of the questions from our investigations.

A cartoon illustration of a young girl with black hair in a ponytail, wearing a pink and white striped shirt and blue pants. She has a thoughtful expression, with her hand to her chin.

What did you think would happen when you put a coat or jumper on without your sense of sight?

What actually happened?

Aim



- To name the five senses and to perform simple tests to find out more about them.

Success Criteria

- I can name the five senses.
- I can identify which part of the body is used for each sense.
- I can perform simple tests to answer questions about my senses.

